



Constant Contact Survey Results

Survey Name: Presidential Survey - January

Response Status: Partial & Completed

Filter: None

1/12/2012 8:07 AM CST








*

Who would be your FIRST choice for the GOP Presidential Nomination?

Answer	0%	100%	Number of Response(s)	Response Ratio
Newt Gingrich			40	27.7 %
Jon Huntsman			1	<1 %
Ron Paul			12	8.3 %
Rick Perry			19	13.1 %
Mitt Romney			14	9.7 %
Rick Santorum			51	35.4 %
Other			7	4.8 %
No Response(s)			0	0.0 %
Totals			144	100%

*

Who would be your SECOND choice for the GOP Presidential Nomination?

Answer	0%	100%	Number of Response(s)	Response Ratio
Newt Gingrich			43	29.8 %
Jon Huntsman			5	3.4 %
Ron Paul			12	8.3 %
Rick Perry			29	20.1 %
Mitt Romney			11	7.6 %
Rick Santorum			33	22.9 %
Other			11	7.6 %
No Response(s)			0	0.0 %
Totals			144	100%















Who would be your FIRST choice for the GOP VICE-Presidential Nomination?

Answer	0%	100%	Number of Response(s)	Response Ratio
Michele Bachmann			16	11.1 %
John Bolton			10	6.9 %
Herman Cain			11	7.6 %
Newt Gingrich			5	3.4 %
Sarah Palin			9	6.2 %
Ron Paul			6	4.1 %
Tim Pawlenty			2	1.3 %
Rick Perry			3	2.0 %
Mitt Romney			0	0.0 %
Marco Rubio			43	29.8 %
Rick Santorum			9	6.2 %
Alan West			23	15.9 %
Other			7	4.8 %
No Response(s)			0	0.0 %
Totals			144	100%

*








Who would be your SECOND choice for the GOP VICE-Presidential Nomination?

Answer	0%	100%	Number of Response(s)	Response Ratio
Michele Bachmann			20	13.8 %
John Bolton			11	7.6 %
Herman Cain			10	6.9 %
Newt Gingrich			11	7.6 %
Sarah Palin			9	6.2 %
Ron Paul			1	<1 %
Tim Pawlenty			5	3.4 %
Rick Perry			8	5.5 %
Mitt Romney			2	1.3 %
Marco Rubio			24	16.6 %
Rick Santorum			12	8.3 %
Alan West			20	13.8 %
Other			11	7.6 %
No Response(s)			0	0.0 %
Totals			144	100%












What is your impression of the following candidates for the U.S. Senate?

1 = My Pick, 2 = Could Be, 3 = No Idea, 4 = Unlikely, 5 = No Way!












Answer	1	2	3	4	5	Number of Response(s)	Rating Score*
Glenn Addison						134	3.2
Andrew Castanuela						134	3.4
Curt Cleaver						134	3.4
Ted Cruz						134	1.9
David Dewhurst						134	3.6
Tom Leppert						134	3.2
Lela Pittenger						134	3.1

*The Rating Score is the weighted average calculated by dividing the sum of all weighted ratings by the number of total responses.

In you live in House District 67 (Plano East of Independence), Who do you support among declared candidates for the GOP Primary there?

Answer	0%	100%	Number of Response(s)	Response Ratio
Jon Cole			12	8.3 %
Jeff Leach			4	2.7 %
Jeran Akers			4	2.7 %
Rodger Burns			0	0.0 %
John Pitchford			1	<1 %
Mabel Simpson			0	0.0 %
Indecided			33	22.9 %
Other			6	4.1 %
No Response(s)			84	58.3 %
Totals			144	100%

From now through the Primary, what are you willing to COMMIT to doing in support of Conservative candidates?

Answer	0%	100%	Number of Response(s)	Response Ratio
Vote			130	94.2 %
Encourage friends and neighbors to vote			109	78.9 %
Yard signs on your property			98	71.0 %
Donate			53	38.4 %
Sign construction and placement			29	21.0 %
Neighborhood walking			47	34.0 %
Phone Bank			34	24.6 %
Campaign office volunteer			32	23.1 %
Online Activism			50	36.2 %
Help Vett Candidate BEFORE the elections?			35	25.3 %
Other			9	6.5 %
Totals			138	100%